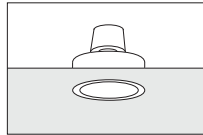
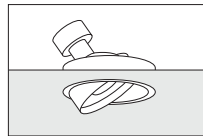


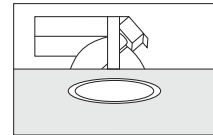
Recessed downlights with various beam angles illuminate the entrance and the counter. The shelves are accentuated by directional floodlights and directional spotlights; track-mounted spotlights provide direct lighting in the shop-window.



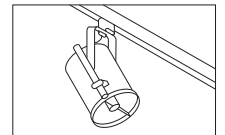
Recessed downlight for low-voltage halogen lamps.



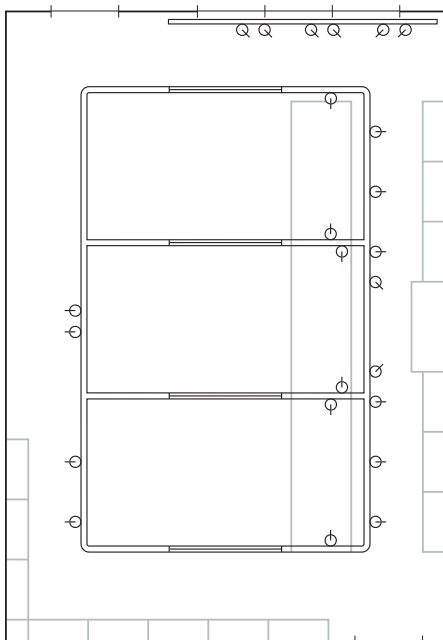
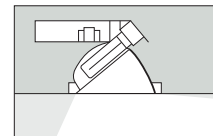
Recessed directional spotlight for halogen lamps.



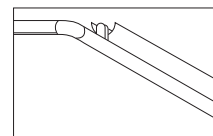
Directional floodlight for compact fluorescent lamps.



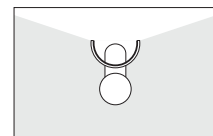
Track-mounted spotlights.



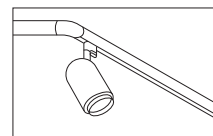
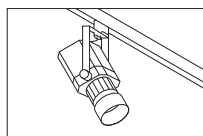
The lighting is mounted on a suspended light structure. Ambient lighting is provided by indirect luminaires. Spotlights mounted on the structure accentuate shelves and counter; spotlights mounted on a separate track provide direct lighting in the shop-window.



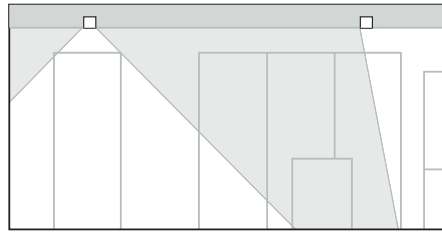
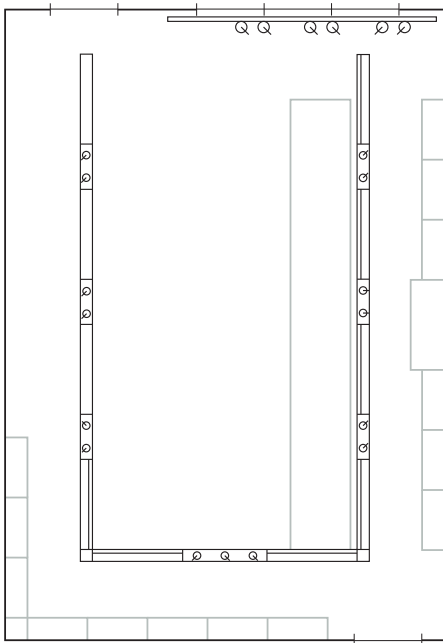
Light structure with indirect luminaires for fluorescent lamps, and spotlights.



Track-mounted spotlights.

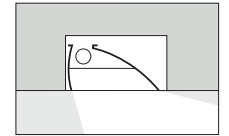
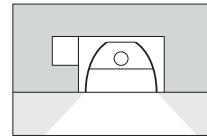
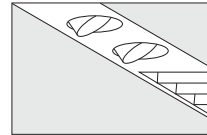


4.0 Examples of lighting concepts  
 4.18 Sales areas, counters

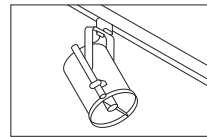


The lighting is mounted in a U-shaped installation channel. Symmetrical louvred luminaires provide the ambient lighting, asymmetrical louvred luminaires the vertical lighting of the shelves, and additional directional spotlights accent lighting on special offers. Track-mounted spotlights provide direct lighting in the shop-window.

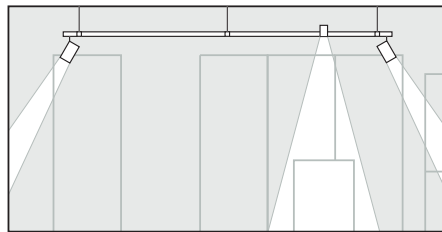
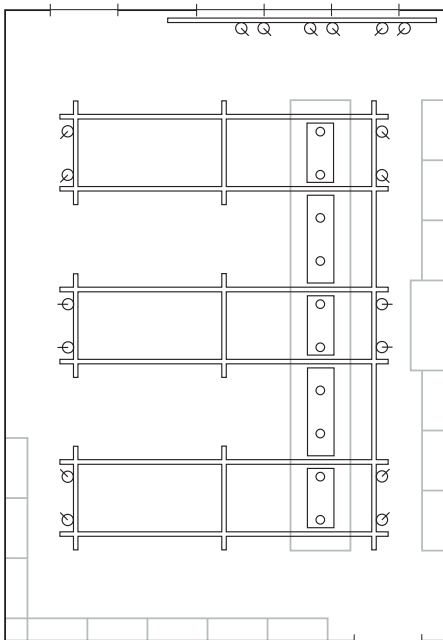
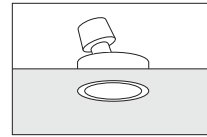
Installation channel with direct lighting from recessed louvred luminaires for fluorescent lamps and directional spotlights for low-voltage halogen lamps.



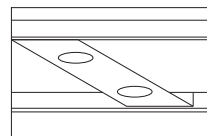
Recessed wallwasher for fluorescent lamps.



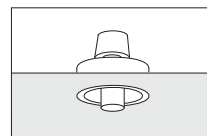
Track-mounted spotlights.



The lighting is mounted on a suspended light structure. Panels are inserted in the structure above the counter which take decorative downlights. Spotlights are used to accentuate shelves and focal points on the walls. Spotlights mounted on a separate track provide direct lighting in the shop-window.



Light structure with panels, decorative recessed downlights for low-voltage halogen lamps and tracks with spotlights for low-voltage halogen lamps.



Track-mounted spotlights.

